



The Door to Quality.

3295

ALUMINUM FULL-VIEW DOORS

08 36 13/CHI
Buyline 3132

www.chiohd.com

C.H.I. OVERHEAD DOORS



8' x 7' 3295, white full-view sections and solid bottom


RESILIENT. STURDY.

SPECIFICATIONS, OPTIONAL FEATURES AND ACCESSORIES




SECTIONS

Sections are assembled with through bolts for added strength. Top seals are available as an option.



BOTTOM RAILS

Wide bottom rails, top rails, and end stiles create an extra-strong frame for the door.




INSIDE RETAINERS


Glass replacement is easy using removable inside retainers.

OPTIONAL WINDOW DESIGNS

24" SECTION HEIGHT



10' Section



12' Section

AVAILABLE IN 1/8", 1/2" INSULATED GLASS AND 1/4" TEMPERED GLASS.



The Door to Quality.

COLOR SELECTION

WHITE

ANODIZED

Note: Refer to samples at your local C.H.I. distributor for exact color match.

FEATURES

MODEL 3295

SECTIONS

- Sections are 2 inches thick, and assembled with through bolts at each vertical stile location
- Available in clear anodized aluminum or a selection of stock RAL powder-coat options of 188 colors
- Section joints are tongue-and-groove
- Insulated and 1/4" tempered glass is available in some sizes (Call your distributor for quote)
- Aluminum panels can be substituted for glass panels
- Glass or aluminum panels can be easily replaced by removing an inside vinyl retainer

TRACK

- Tracks are 2" or 3", as specified
- Available in bracket mount, clip angle mount, angel mount, 12" radius, 15" radius, high lift, vertical lift, follow roof line, or dual track low head room

HARDWARE

- Package includes 11-gauge or 14-gauge hinges, as specified
- 2" or 3" long-stem or short-stem steel rollers with 10 ball bearings
- Heavy-duty adjustable top roller brackets

SPRINGS

- Torsion springs are helically wound with oil-tempered wire
- All springs are individually-calibrated for each door
- All tubes are galvanized for rust resistance

VISIT YOUR DOOR PROFESSIONAL AT:

C.H.I. Overhead Doors are manufactured in Arthur, Illinois, USA.



DOOR CONSTRUCTION

This model features closed-constructed aluminum extrusions, assembled with hidden through-bolts for maximum structural rigidity.

All information presented is based on the specifications and features available at the time of printing and is subject to change without notice.